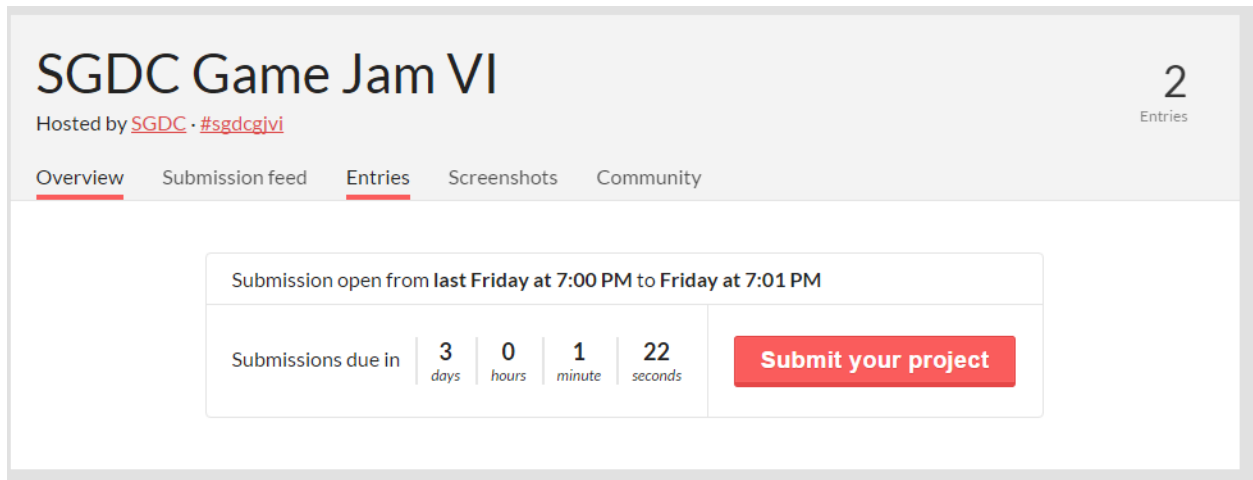
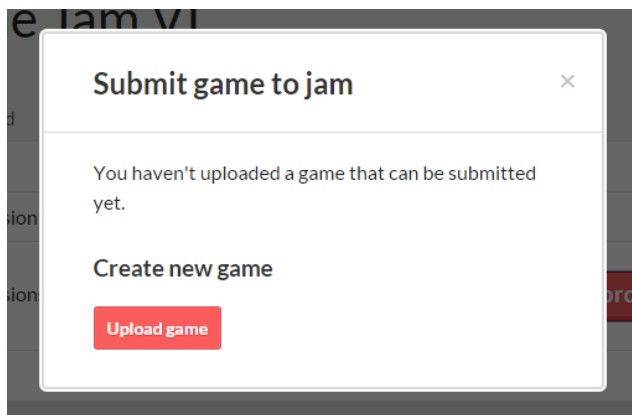


Go to <http://itch.io> and create an account or log in

Go to <http://itch.io/jam/gj-vi>



Click “Submit your Project” once you have a zipped game to submit.



Click “Upload Game”

## Create new project

Title

My Game

Project URL

<http://waveparadigm.itch.io/my-game>

Short description or tagline — Used on itch.io when linking to your project

My Description

Classification

What are you uploading?

Game — A piece of software you can play

Kind of game

Downloadable — You only have files to be downloaded

**TIP** You can have additional downloadable files for any of the types above.

Release status

Released — Project is complete, but might receive some updates

## Pricing

Payments

☒ Disable all payments

Minimum price — Minimum price to pay to get download access to game, can be 0

\$0.00

☐ Suggest an alternate default price

## Uploads

Upload files

or



Choose from Dropbox

[Add External file](#) ?

Add cover image

The cover image is used whenever itch.io wants to link to your project from another part of the site. Optional but recommended. (315x250)

Screenshots

Screenshots will appear on your game's page. Optional but highly recommended. Upload 3 to 5 for best results.

Add screenshots

Fill these out however you'd like, but make sure your "Kind of Game" is "Downloadable" and you have disabled all payments.

### Published

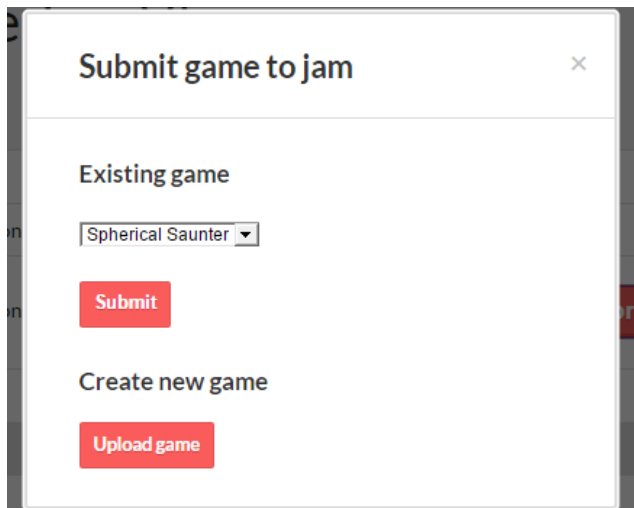
Your game can not be seen by anyone until it is marked public. Keep your game private until you've finalized your game page's design.

- ☒ Public
- ☐ Public restricted — Page is public but new purchases & downloads are not allowed
- ☐ Private — Only you or those with the secret link may view the page

Save

[View page](#)

Set this to Public. Your game page shouldn't matter for a game jam but you are welcome to make it look nice. Then return to <http://itch.io/jam/gj-vi>

A dialog box titled "Submit game to jam" with a close button (X) in the top right corner. It contains two sections: "Existing game" and "Create new game". Under "Existing game", there is a dropdown menu showing "Spherical Saunter" with a downward arrow. Below this is a red "Submit" button. Under "Create new game", there is a red "Upload game" button.

Submit game to jam

Existing game

Spherical Saunter ▼

Submit

Create new game

Upload game

If the game hasn't automatically been added to the list, click Submit. Then you're all done! If you update the game on your own private profile it will automatically be updated for the game jam, and submissions are closed at the deadline.