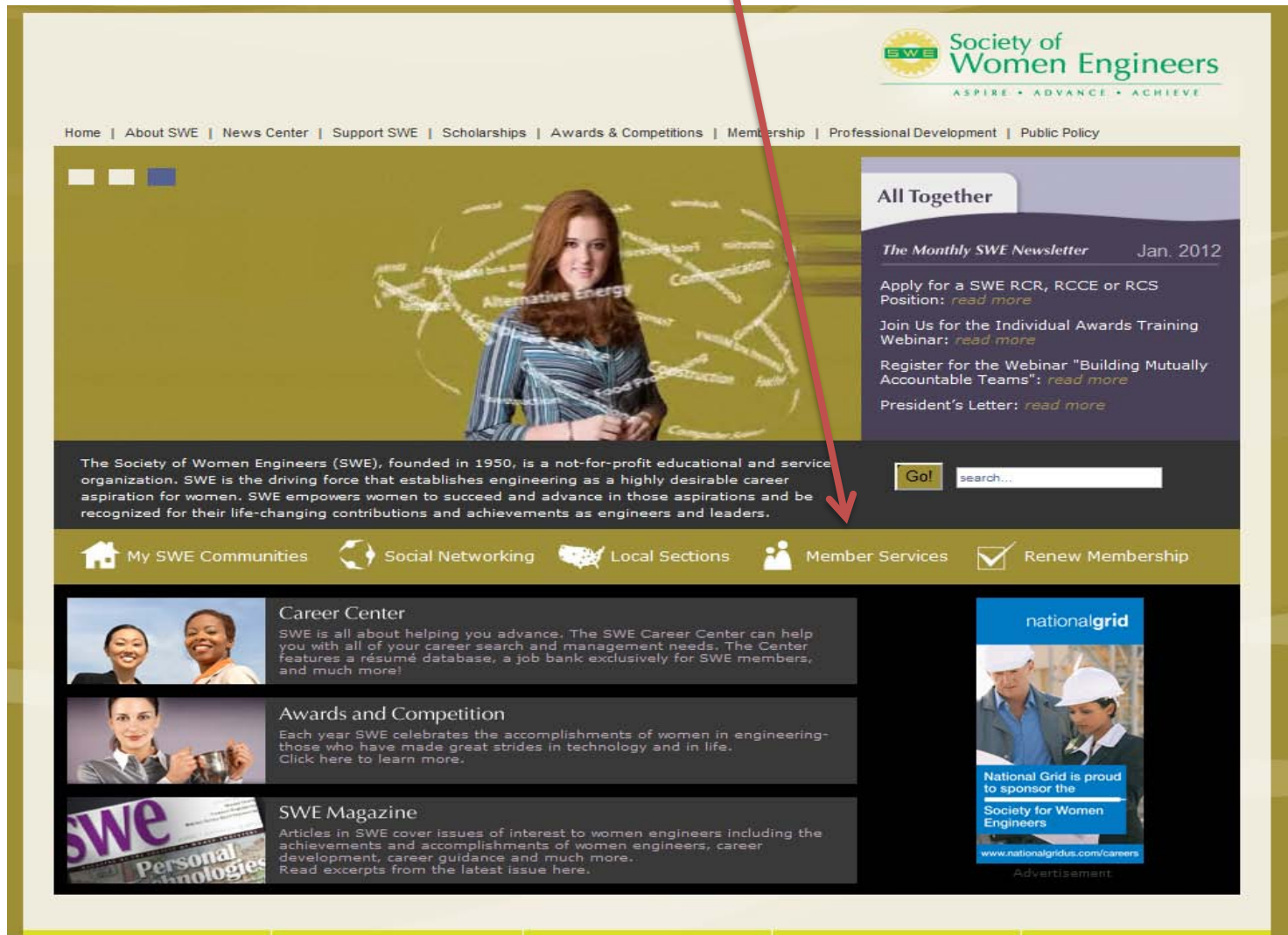


How to locate your SWE Member Number

There might be other/easier ways to find your membership number but for now this will definitely let you find your number.

Go to www.swe.org and click on the member services



The screenshot shows the homepage of the Society of Women Engineers (SWE). At the top right is the SWE logo with the tagline "ASPIRE • ADVANCE • ACHIEVE". Below the logo is a navigation menu with links: Home | About SWE | News Center | Support SWE | Scholarships | Awards & Competitions | Membership | Professional Development | Public Policy. The main content area features a large image of a woman with the text "Alternative Energy" overlaid. To the right of this image is a sidebar titled "All Together" with a sub-header "The Monthly SWE Newsletter Jan. 2012". Below this are links for "Apply for a SWE RCR, RCCE or RCS Position: read more", "Join Us for the Individual Awards Training Webinar: read more", "Register for the Webinar 'Building Mutually Accountable Teams': read more", and "President's Letter: read more". Below the main content area is a search bar with a "Go!" button and a "search..." input field. At the bottom is a navigation bar with icons and links: My SWE Communities, Social Networking, Local Sections, Member Services (highlighted with a red arrow), and Renew Membership. Below the navigation bar are three main content blocks: "Career Center" (with a photo of two women), "Awards and Competition" (with a photo of a woman holding a trophy), and "SWE Magazine" (with a photo of a magazine cover). On the right side of the bottom section is a National Grid advertisement with the text "National Grid is proud to sponsor the Society for Women Engineers" and the URL "www.nationalgridus.com/careers".

Home | About SWE | News Center | Support SWE | Scholarships | Awards & Competitions | Membership | Professional Development | Public Policy

All Together

The Monthly SWE Newsletter Jan. 2012

Apply for a SWE RCR, RCCE or RCS Position: [read more](#)

Join Us for the Individual Awards Training Webinar: [read more](#)

Register for the Webinar "Building Mutually Accountable Teams": [read more](#)

President's Letter: [read more](#)

Go! search...

My SWE Communities Social Networking Local Sections **Member Services** Renew Membership

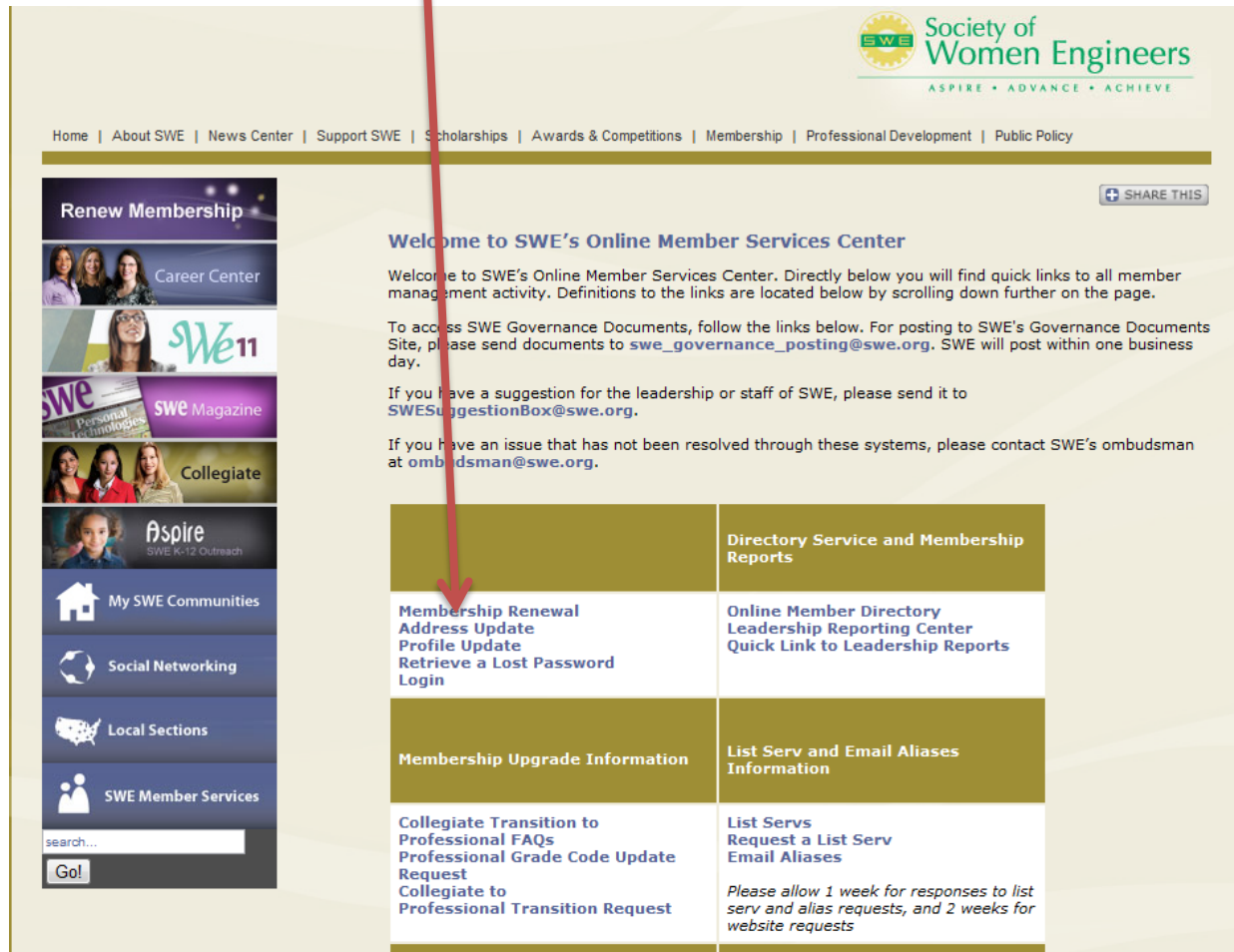
Career Center
SWE is all about helping you advance. The SWE Career Center can help you with all of your career search and management needs. The Center features a résumé database, a job bank exclusively for SWE members, and much more!

Awards and Competition
Each year SWE celebrates the accomplishments of women in engineering—those who have made great strides in technology and in life. Click here to learn more.

SWE Magazine
Articles in SWE cover issues of interest to women engineers including the achievements and accomplishments of women engineers, career development, career guidance and much more. Read excerpts from the latest issue here.

nationalgrid
National Grid is proud to sponsor the Society for Women Engineers
www.nationalgridus.com/careers
Advertisement

Click on Address Update



Home | About SWE | News Center | Support SWE | Scholarships | Awards & Competitions | Membership | Professional Development | Public Policy

Renew Membership

Career Center

SWE11

SWE Magazine

Collegiate

Aspire
SWE K-12 Outreach

My SWE Communities

Social Networking

Local Sections

SWE Member Services

search...
Go!

SHARE THIS

Welcome to SWE's Online Member Services Center

Welcome to SWE's Online Member Services Center. Directly below you will find quick links to all member management activity. Definitions to the links are located below by scrolling down further on the page.

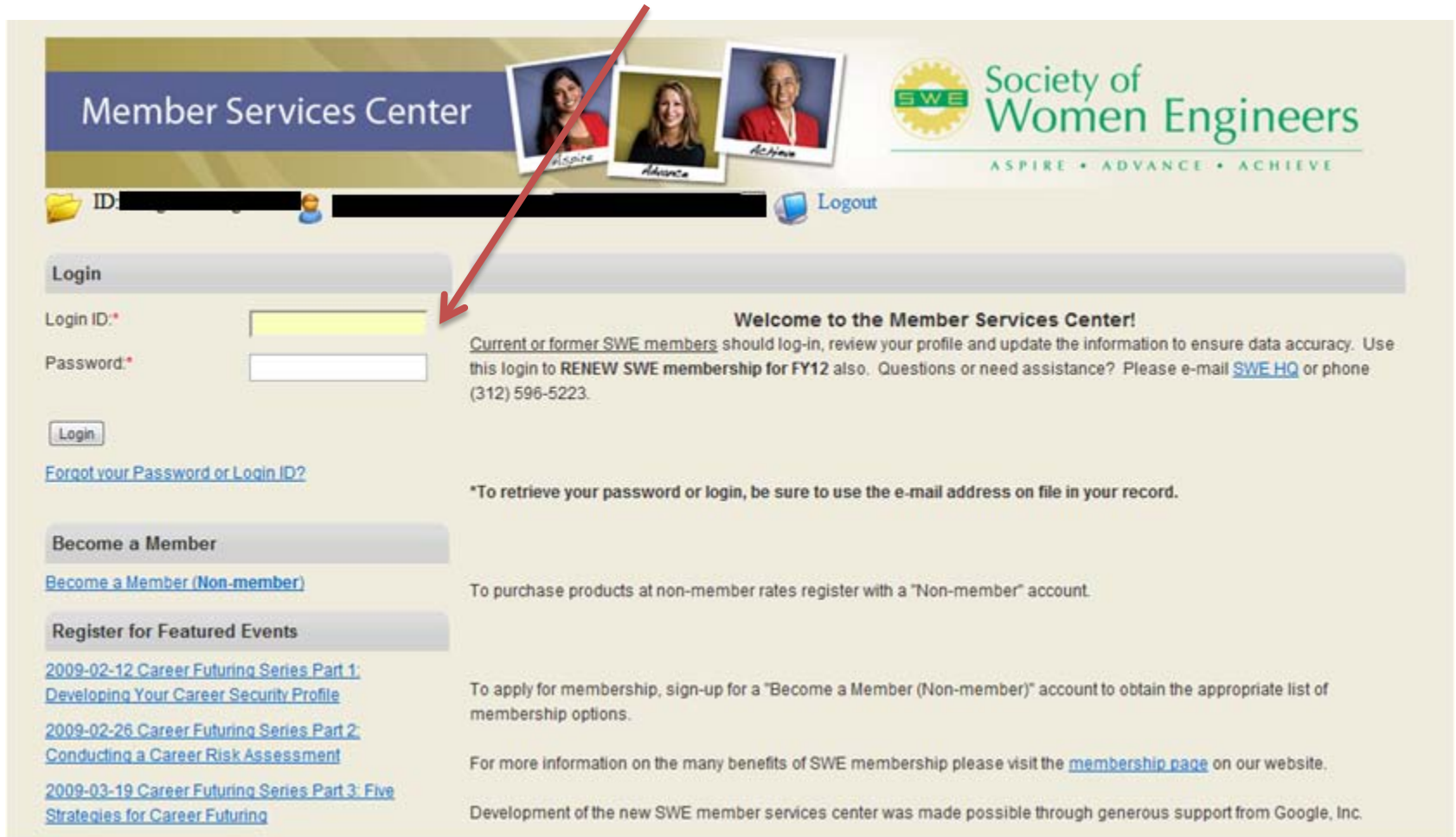
To access SWE Governance Documents, follow the links below. For posting to SWE's Governance Documents Site, please send documents to swe_governance_posting@swe.org. SWE will post within one business day.

If you have a suggestion for the leadership or staff of SWE, please send it to SWEsuggestionBox@swe.org.


If you have an issue that has not been resolved through these systems, please contact SWE's ombudsman at ombudsman@swe.org.


Membership Renewal Address Update Profile Update Retrieve a Lost Password Login	Directory Service and Membership Reports Online Member Directory Leadership Reporting Center Quick Link to Leadership Reports
Membership Upgrade Information Collegiate Transition to Professional FAQs Professional Grade Code Update Request Collegiate to Professional Transition Request	List Serv and Email Aliases Information List Servs Request a List Serv Email Aliases <i>Please allow 1 week for responses to list serv and alias requests, and 2 weeks for website requests</i>

Sign in with your I.D. and password (or click the link if you forgot them)



Member Services Center

 **Society of Women Engineers**
ASPIRE • ADVANCE • ACHIEVE

ID: [redacted]  Logout

Login

Login ID:*

Password:*

[Forgot your Password or Login ID?](#)

Welcome to the Member Services Center!

Current or former SWE members should log-in, review your profile and update the information to ensure data accuracy. Use this login to **RENEW SWE membership for FY12** also. Questions or need assistance? Please e-mail [SWE HQ](#) or phone (312) 596-5223.

Become a Member

[Become a Member \(Non-member\)](#)

Register for Featured Events

[2009-02-12 Career Futuring Series Part 1: Developing Your Career Security Profile](#)

[2009-02-26 Career Futuring Series Part 2: Conducting a Career Risk Assessment](#)

[2009-03-19 Career Futuring Series Part 3: Five Strategies for Career Futuring](#)

*To retrieve your password or login, be sure to use the e-mail address on file in your record.

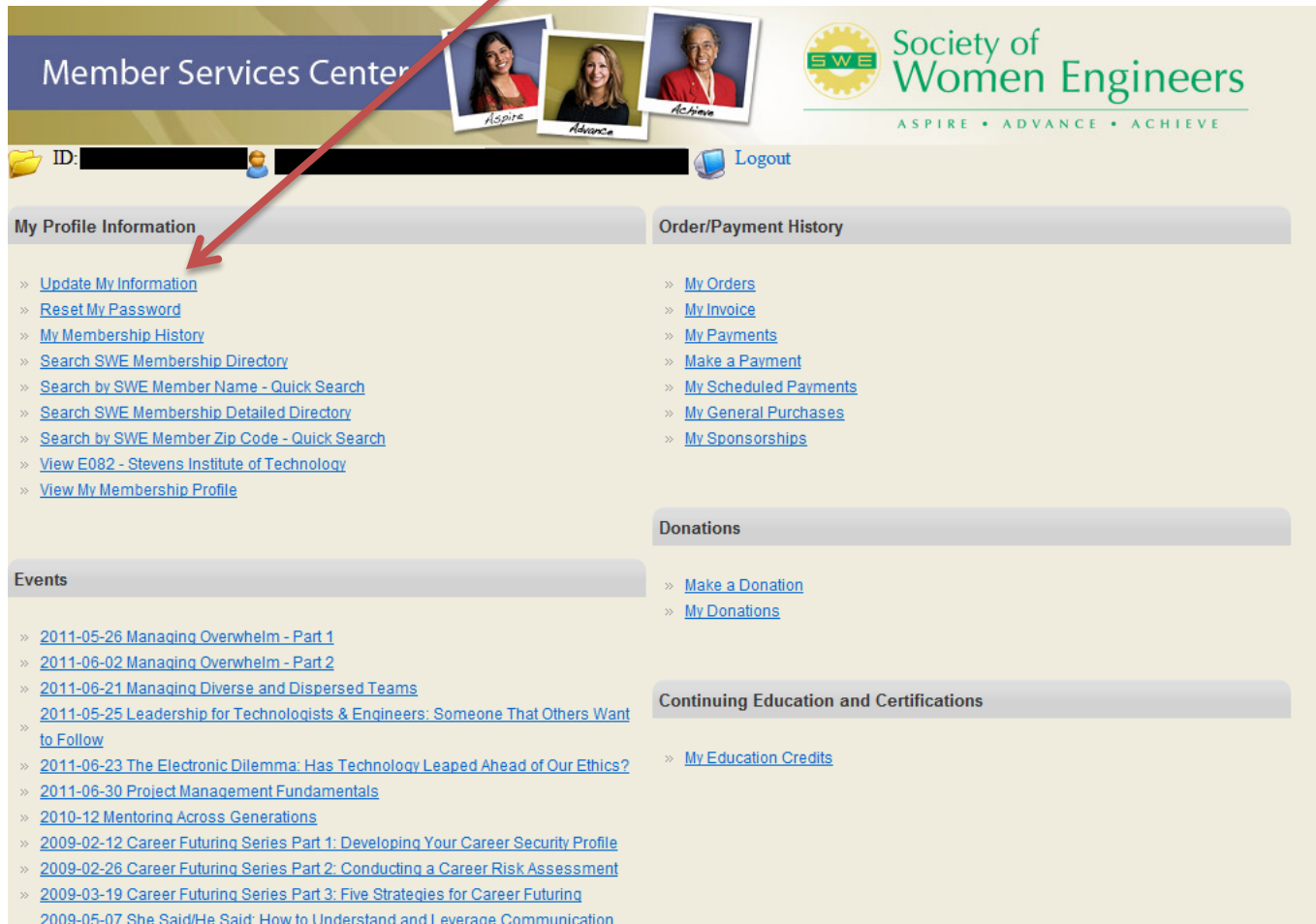
To purchase products at non-member rates register with a "Non-member" account.

To apply for membership, sign-up for a "Become a Member (Non-member)" account to obtain the appropriate list of membership options.


For more information on the many benefits of SWE membership please visit the [membership page](#) on our website.


Development of the new SWE member services center was made possible through generous support from Google, Inc.



Click on “Update My Information”



Member Services Center



 Society of Women Engineers
ASPIRE • ADVANCE • ACHIEVE

ID: [REDACTED]   Logout

My Profile Information

- » [Update My Information](#)
- » [Reset My Password](#)
- » [My Membership History](#)
- » [Search SWE Membership Directory](#)
- » [Search by SWE Member Name - Quick Search](#)
- » [Search SWE Membership Detailed Directory](#)
- » [Search by SWE Member Zip Code - Quick Search](#)
- » [View E082 - Stevens Institute of Technology](#)
- » [View My Membership Profile](#)

Order/Payment History

- » [My Orders](#)
- » [My Invoice](#)
- » [My Payments](#)
- » [Make a Payment](#)
- » [My Scheduled Payments](#)
- » [My General Purchases](#)
- » [My Sponsorships](#)

Events

- » [2011-05-26 Managing Overwhelm - Part 1](#)
- » [2011-06-02 Managing Overwhelm - Part 2](#)
- » [2011-06-21 Managing Diverse and Dispersed Teams](#)
- » [2011-05-25 Leadership for Technologists & Engineers: Someone That Others Want to Follow](#)
- » [2011-06-23 The Electronic Dilemma: Has Technology Leaped Ahead of Our Ethics?](#)
- » [2011-06-30 Project Management Fundamentals](#)
- » [2010-12 Mentoring Across Generations](#)
- » [2009-02-12 Career Futuring Series Part 1: Developing Your Career Security Profile](#)
- » [2009-02-26 Career Futuring Series Part 2: Conducting a Career Risk Assessment](#)
- » [2009-03-19 Career Futuring Series Part 3: Five Strategies for Career Futuring](#)
- » [2009-05-07 She Said/He Said: How to Understand and Leverage Communication](#)

Donations



- » [Make a Donation](#)
- » [My Donations](#)




Continuing Education and Certifications

- » [My Education Credits](#)

This is your member number

Member Services Center



   Logout

[Society of Women Engineers >](#)

Personal Information

ID:

Title:

First Name:*

Middle Name:

Last Name:*

Suffix:

Former Last Name:

Alternate - Address - Line1:*

Alternate - Address - Line2:

Alternate - Address - City:*

Alternate - Address - State:*

Alternate - Address - Postal Code:*